

Your spreadsheet will be a way to keep track of the experimental trials in this project.

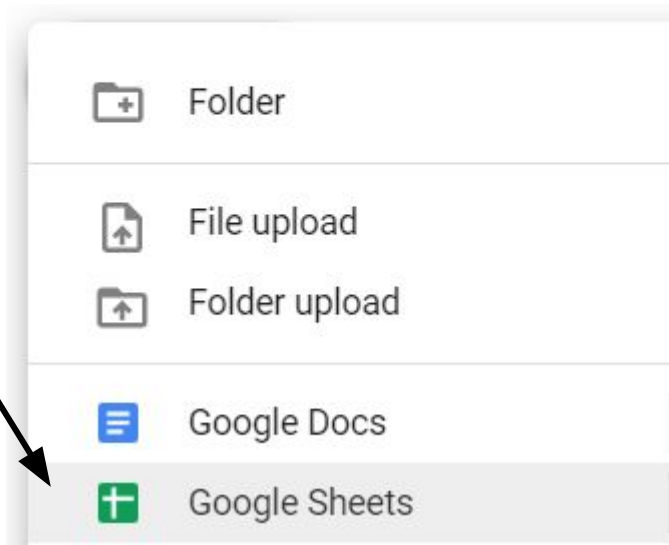

1) Open your Google Drive

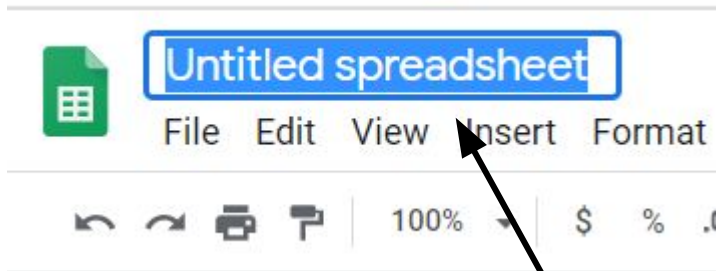


2) Click New

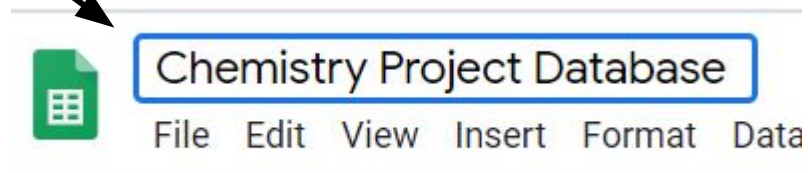


3) Choose Google Sheets





4) Click 'Untitled Spreadsheet' at the top.  
Give it a new name.



5) The top row is our “header”. Add these labels:

	A	B	C	D	E	F
1	<b>Launch</b>	<b>Air Temp</b>	<b>Bottle</b>	<b>Fuel Mass (g)</b>	<b>Cable Length (cm)</b>	<b>Launch Angle (°)</b>
2						

G	H	I	J	K	L	M
<b>Payload Shape</b>	<b>Payload Mass (g)</b>	<b>Payload Density (g/cc)</b>	<b>Max. X velocity (m/s)</b>	<b>Max. Y velocity (m/s)</b>	<b>Maximum Speed (m/s)</b>	<b>Distance (m)</b>

That's it for now!

Your sheet will be automatically saved in your Drive.